

ARC 303
ELECTROSURGICAL UNIT
THE HIGH-PERFORMANCE GENERALIST



BOWA
ARC 303



The high-performance – ARC 303

The ARC 303 is synonymous with high-performance, first-class electrosurgical cutting and coagulation in surgery, cardiac and thoracic surgery, urology, gynaecology and orthopaedics.

Two monopolar and one bipolar instrument can be connected. All basic electrosurgical functions are available.

Ideal applications for the ARC 303
in HF surgery:

- General, visceral, thoracic and
paediatric surgery
- Gynaecology
- Orthopaedic and trauma surgery
- Neurosurgery
- Cardiac surgery



ARC 303: REF 900-303

Your basic electrosurgical equipment – to complete your everyday tasks

Reproducible tissue effects and safe power dosing
The ARC CONTROL arc controller adjusts the power output with tissue aberrations and changes of cutting surface or speed to the minimum required in each case.

Easily programmable
The ARC 303 is easy to program. It is possible to set and label your personal programs on a total of 100 storage locations. There are also a number of different programs with recommended basic unit settings to choose from.

Intuitive, fast operation
The monopolar and bipolar outputs are both adjusted by means of one-touch keys. All settings appear on the front of the unit and on the LCD display.

High-tech base
The ARC 303 offers all standard electrosurgical modes and useful functions, such as AUTOSTART or safety features, like EASY neutral electrode monitoring or the integral error memory and ISSys continuous self-checking.

Simultaneous activation of two handles
With a number of applications in gynaecology, such as mastectomies, bypasses in cardiac surgery or multiple traumas in trauma surgery, the simultaneous use of electrosurgery is necessary at several positions on the patient's body.

The basic model of the ARC 303 offers this function with significant added value.

Applications (excerpts)	Program
General and visceral surgery, cardiac and thoracic surgery	Standard
Gynaecology, urology	Resection
Orthopaedic and trauma surgery	Standard, Macro
Paediatric surgery	Micro

SIMPLY SAFE – all the settings at a glance

Reproducible tissue effects and safe power dosing
with the ARC CONTROL arc controller

Individually programmable
on 100 memory locations with individually labelled program names

Intuitive, fast operation
using one-touch keys and the LCD display. Optional for greater overview: Cable holders and extension aids


High-tech base
as all standard electrosurgical modes, such as AUTOSTART, EASY neutral electrode monitoring and the ISSys monitoring system are all available



Finely regulated micro currents can be employed for the use of micro-needles in the Micro program



The simultaneous activation of two handles permits haemostasis by two operators, for example in cardiac surgery, gynaecology or surgery



ARC 303 – more than just standard in electrosurgery

Use all the basic electrosurgical functions in conjunction with state-of-the-art control technology with the ARC 303.

Moreover, the ARC 303 permits the simultaneous use of two handles. The resection program is available for applications that use resectoscopes.

Performance and variability for daily use

Resection – ideal for urology

The ARC 303 with its 300 W offers the ideal conditions for resection with monopolar resectoscopes and hysteroscopes. Vaporisations can be performed at any time.

GastroCut for gastroenterology

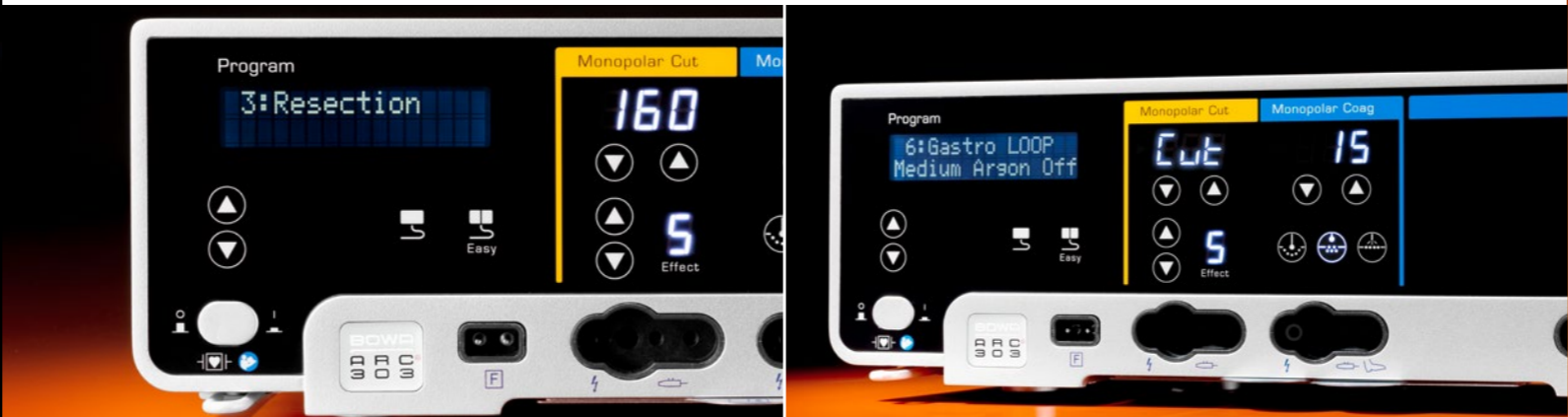
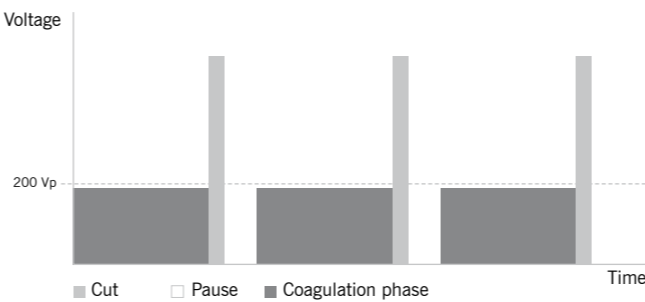
With the ARC 303's GastroCut modes, gastroenterologists can achieve the best results with polypectomy and papillotomy and endoscopic resections with loops or knife electrodes.

Users can variably adjust the haemostasis level of cutting and coagulation power to three speeds "slow", "medium" and "fast" as required to meet their needs.

Every cut is thus optimised, and the operator can simply regulate the coagulation effect between nine different levels using the effect setting.

This allows the surgeon to work cautiously to avoid complications, as well as proceed rapidly when the situation allows it.

GastroCut power type



The resection program allows for the use of 300 W for vaporisation with monopolar resectoscopes

GastroCut offers protection against perforation with polypectomies, papillotomies or endoscopic resections with loops or needle electrodes



ARC 303 and ARC PLUS – the argon workstation

Argon-assisted electrosurgery offers contact-free work on large surfaces with diffuse bleeding and fine dosage on sensitive structures.

ARC 303 with ARC PLUS is simple and easy to use, thanks to reliable ignition and offers excellent protection against perforation with low power settings.

Ideal applications for the argon workstation in HF surgery:

- ☒ General, visceral, thoracic and paediatric surgery
- ☒ Gynaecology
- ☒ Orthopaedic and trauma surgery
- ☒ Neurosurgery
- ☒ Cardiac surgery



ARC PLUS: REF 900-000
ARC 303: REF 900-303

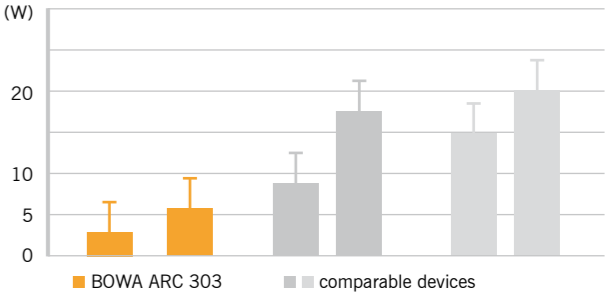
ARC PLUS – the ground-breaking addition with argon support

Contact-free. Safe. Fast.
An electrical bridge is produced between the instrument and the tissue in argon-assisted electrosurgery, with the aid of the ionisation of argon gas. The argon beam produced with ARC PLUS can be administered particularly well and can be used for contact-free haemostasis. Take advantage of enhanced clinical effectiveness for fast contact-free coagulation with maximum perforation safety and simple administration.

- Advantages of argon-assisted electrosurgery in surgery and gynaecology**
- Contact-free coagulation without adherence or sticking in parenchymal tissues, such as the liver
 - Fast coagulation of large surfaces
 - Carbonisation-free
 - Flexible, long-lasting coagulation zone
 - Clear vision due to smoke-free coagulation
 - Ultra-simple to operate with large ignition gap of >10 mm and ease of ignition

- ARGON COAG and CUT**
for argon-assisted cutting and coagulation with open and laparoscopic applications in surgery and gynaecology:
- Abdominal surgery
 - Laparoscopy
 - Liver surgery
 - Mamma surgery
 - Visceral surgery

Ideal for use in endoscopies:
safety benefits and protection against perforation with low power setting
Energy setting (W) for effective ignition or therapeutic effect



Applications (excerpts)

- Argon**
- General surgery
 - Liver surgery
 - Abdominal plastic
 - Transplant surgery
 - ENT

Literature:
Endo today 2007;
Prospektive, randomisierte
Evaluation der Niedrig-Energie-
Argonplasmakoagulation bei der
endoskopischen Blutstillung am
Gastrointestinaltrakt (GIT)

M. Raithe, J. Hänsler, A. Steg-
maier, F. Boxberger, J. Maiss,
W. Müller, E.G. Hahn
Med. Clinic I University of Erlan-
gen-Nuremberg, Gastroenterology,
Endoscopy, Funct. of Tissue
Diagnostics; Conference Paper

Argon workstation – for ease of operation

- Effective haemostasis**
Contact-free and effective over a large area
- Simple to handle**
Safe argon ignition at > 10 mm
- Interdisciplinary use**
With rigid and flexible probes
- Portable and versatile**
ARC CART with storage compartments



Probes for applications in endoscopy and surgery are available



Applications in gastroenterology with excellent protection against perforation: ignition at < 5 W




Just plug in – BOWA accessories

"Simply safe" is more than just a promise. For us it is the commitment to always think beyond the current standards. This approach leads us to solutions that open up new perspectives and support you as best as possible in your work.

As a specialist HF surgical company, we offer you complete systems as well as complementary individual products.

For a comprehensive overview of our product range, visit us at www.bowa.de.

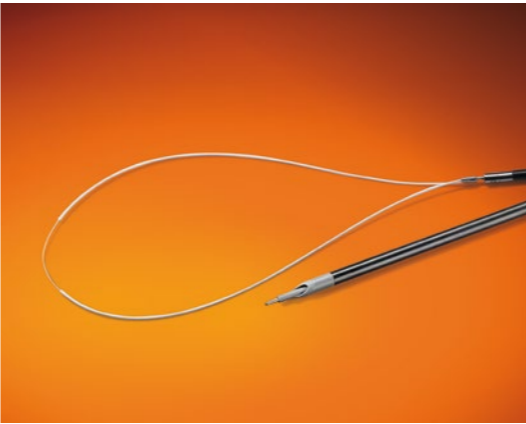
Handles and electrodes




Cables, adapters and accessories,
Accessory testers



Instruments for laparoscopy –
MetraLOOP®, Lap. hook, ErgoLAP



Forceps



BIZZER® – bipolar scissors



LIGATION – vessel sealing



Argon-assisted electrosurgery



Neutral electrodes



ARC system and accessories



ARC CART – equipment trolley and
attachments



SHE SHA smoke evacuation



Sets



Simple to extend – Updates and accessories

The systems are software-based and therefore can be updated or upgraded. Service work, such as safety checks, can be carried out by hospital

maintenance staff. When used in conjunction with BOWA accessories, the ARC 303 becomes a closed system with added value – medical as well as economical.

Technical information on the ARC 303

The ARC 303 is designed for use in almost all areas of electrosurgery. ARC electrosurgical units can be placed on ceiling supply units or on the ARC CART for unrestricted mobility. The device has

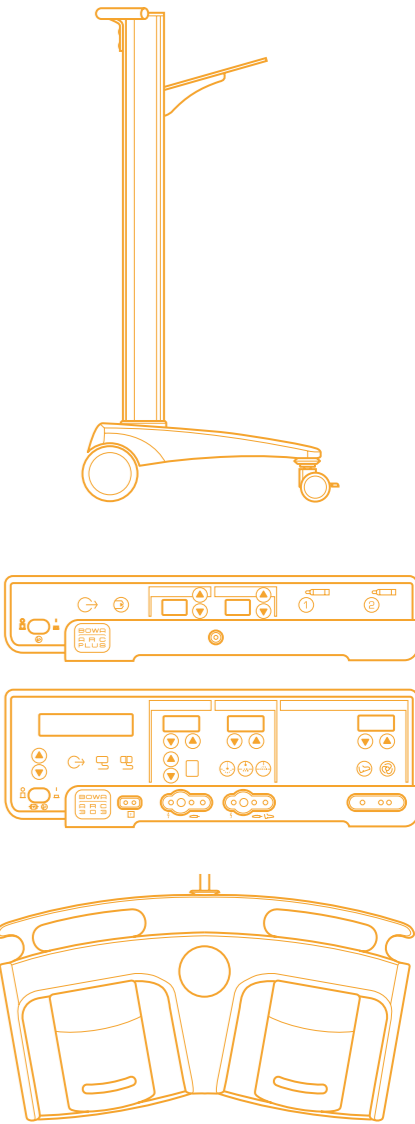
two monopolar and one bipolar output. Should you wish to connect third-party accessories, this is also possible using an adapter.*

Technical data at a glance	ARC 303	ARC PLUS
Mains voltage	100 – 120 V / 220 – 240 V ± 10 %	100 – 240 V ± 10 %
Mains frequency	50 / 60 Hz	50 / 60 Hz
Mains power	Max. 6.4 A / 3.2 A	Max. 0.6 A
Mains fuse	T 8 A / 4 A	T 1 A
Power consumption in standby mode	25 W / 55 VA	20 W / 50 VA
Power consumption at max.	550 W / 850 VA	25 W / 60 VA
Width x Height x Depth	430 x 150 x 400 mm	430 x 94 x 400 mm
Weight	10 kg	7.3 kg
Classification under EC Directive 93/42/EEC	II b	II a
Protection class according to EN 60601-1	I	I
Type according to EN 60 601-1	CF	CF
CE marking		CE0123
Item no.	900-303	900-000
Basic guidelines option/system information	900-450	-
Cable holder option	900-451	-
Argon / GastroCut option	900-392	-
Option Europe* (incl. Basic guidelines, system information, Cable holder)	900-397	-
Maximum CUT power	300 W	-
Maximum COAG power	120 W	-
Mains frequency	330 kHz / 1 MHz	-

ARC CART – greater mobility

Versatile applications
The basic ARC CART offers four steerable rollers with brakes, cable conduit, power cable detachment prevention device, handle, foot switch holder and a cable holder. The storage shelf is optimised for the ARC generator.

Also available as accessories are shelves, for instance for SHE SHA smoke evacuation systems, drawers, gas bottle holders, equipotential bonding connectors or baskets. The result is much greater mobility. The foot switches are waterproof (IPX8) and explosion-protected. Pedals are ergonomically arranged to allow for fatigue-free operation over long periods of time.



A mobile unit – the ARC 303 and ARC CART

The ARC 303, ARC PLUS and the ARC CART form a high-performance unit that can be quickly manoeuvred to wherever it is needed in the OR.

Everything is in the right place and can be individually configured in the ARC CART.



*Option Europe: This option permits the operation of Erbe and Martin handles using an adapter.

The ARC CART guarantees a highly mobile argon workstation with practical detailed solutions

The combined ARC 303 and ARC PLUS unit is compatible with all popular ceiling-mounted supply systems

BOWA
EINFACH SICHER

BOWA-electronic GmbH & Co. KG
Heinrich-Hertz-Straße 4 – 10
72810 Gomaringen | Germany

Phone +49 (0) 7072-6002-0
Fax +49 (0) 7072-6002-33
info@bowa.de | bowa.de



ARC 303:

